




Middle Level Home Learning Week 5

Select activities from the Bingo Card below to complete at home. Try to fill in one complete line for a BINGO or do random squares that peak your interest. We hope you have fun doing the activities. :-)

B	I	N	G	O
ASD-N's Weekly Stem Challenge				
<p>The Challenge:</p> <p>Spring is a time for new growth and warmer temperatures. Scientists also see this as a time to study climate change through the melting of icebergs. Icebergs are large pieces of floating ice in the sea which have broken off from larger ice structures such as glaciers or ice shelves. They are common in the Spring when ice begins to melt. Your challenge is to conduct an investigation to determine the fastest way to melt ice cubes without adding heat. Be sure to only change one thing and control your variables!</p>	<p>Social Studies</p> <p>Draw or print a map of Canada. Using the map illustrate the natural resources produced in each province and territory of Canada. Some of the resources might be renewable (nature can reproduce them in our life time) or non-renewable (can't be reproduced in our life time). For example, for the province of NB you could illustrate trees, wildlife, and fish as our key natural resources. Suggestion: break this activity up over the course of the week as a research project.</p>	<p>👍👍 and ☆☆☆:</p> <p>Watch a movie with your family. When you are done, write a movie review, sharing your opinion of the movie. You can use the attached files to help you take notes and show you how to write a review. Share your review with family and friends.</p> <p>http://drhs.nbed.nb.ca/ms-k-harquail/document/night-movies</p>	<p>A crossword for mom:</p> <p>With Mother's Day coming up, why not celebrate a woman that is important in your life. You could create a crossword especially made for her. You could fill this out with her qualities, special moments, funny moments of even interesting facts. Have fun being creative and caring.</p>	<p>English Language Arts</p> <p>Write your thoughts on home learning. Do you like it better or would you prefer going to classes? Do you think home learning works better for certain age groups or certain personalities? Example, Extroverts prefer socializing and being active, while introverts tend to enjoy keeping to themselves.</p>
<p>Language Arts/Social Studies: Are you familiar with the Titanic? It was a British passenger liner operated by the White Star Line that sank in the North Atlantic Ocean in the early morning hours of April 15th 1912, after striking an iceberg. Click here to learn more. https://www.getepic.com/book/16816098/national-geographic-readers-titanic</p> <p>Create a comic strip or stop motion to describe how it would look if you were face to face with an iceberg.</p>  <p>You can create your own comic strip or click here for a template:</p>	<p>Art — Beach glass</p> <p>Go for a walk on a beach nearby to collect some beach glass.</p> <p>Create/recreate a scene with the beach glass of your own choice.</p> <p>Take a picture with your device or glue it to a piece of cardboard.</p> <p>Have fun! Laugh!</p> <p>P.S. Mother's Day is May 10th. You can use this for inspiration and create a wonderful picture, card or homemade gift to show mom how much you appreciate her.</p>	<p>Ratio Stick Figure Challenge</p> <p>Using ratios, make a stick figure model of yourself to scale.</p> <p>Find a twig that is about half the size of your pinky finger. This is a 2:1 ratio (Your finger is twice the size of the twig as the twig is half the size of your finger).</p> <p>Continue to make the stick figure for the rest of your body by using twigs that are always half the size of the body part. You could even learn the names of the bones as you go.</p> <p>No sticks to use, try lego, straws, rocks, string, etc.</p>	<p>A Glimpse into Space: The Hubble Space Telescope constantly explores the universe. This is led to some amazing images and fascinating space "discoveries". What did Hubble see on your birthday? Nasa is giving you a chance to find out. Click on the link below and enter your birthday (month and day). https://www.nasa.gov/content/goddard/what-did-hubble-see-on-your-birthday</p> <p>What amazing image is revealed? Research any interesting space wonder that may appear in your image. Look up the birthdates of members of your family and compare the images found. Write a</p>	<p>Area Dice Game:</p> <p>Each player chooses a color pencil they will use in the game. Players take turns rolling the dice, using the numbers that they rolled to draw area of a rectangle or square & writing the area in the middle of the shape.</p> <p>Game ends when players run out of room to draw. Winner is the player who has used the largest area/most squares.</p>

	<p>median (middle) - If your list has an even amount of numbers take the two numbers in the middle, add them together, and divide by 2.</p> <p>mode (most common)</p> <p>Range — Subtract the smallest number in your list from the largest number in your list</p>	<p>gift for someone or even your whole family.</p>	<p>Put yourself in the shoes of someone emigrating from their home country who has just arrived in Northern NB.</p> <p>Write a letter back home to your loved ones who stayed behind describing your arrival in Northern NB? Or Give an oral account to a family member of an encounter you had with a new immigrant to Northern, NB. What were they wearing? What did they eat? What language did they speak?</p>	<p>argumentative / persuasive paragraph to support your position. You can use the notes provided to learn how to write a good argument paragraph. Have a discussion with your family on the topic.</p> <p>http://drhs.nbed.nb.ca/ms-k-harquail/document/writing-good-argument-opinion-paragraph</p>
<p>Edible Arts: Wouldn't it be cool to grow some edible icebergs? Try making your own rock candy out of water and sugar. Follow the steps found here.</p>  <p>It'll take about a week, but it will be worth the wait!</p> <p>https://sciencebob.com/make-your-own-rock-candy/</p>	<p>Silhouette of words:</p> <p>With a good light source (lamp or even the light from your phone) trace your own shadow or even an object's shadow. It could be the silhouette of your head, your hand or maybe even a toy or an object. Once it is traced, you will fill in the silhouette with words, phrases and sentences. You could share facts, your thoughts, your feelings, your opinions and even your questions.</p> <p>You could write this in English, in French or even both and make it a bilingual piece.</p>	<p>Nature's Mysteries:</p> <p>Scientists devote their lives to studying mysteries in order to develop a rational, logical understanding of why things are the way they are. Read "The Science behind Nature's Patterns" to gain a better understanding of the interesting phenomena that exist around us every day.</p> <p>https://www.tweentribune.com/article/1ween78/science-behind-natures-patterns/</p> <p>Go on a nature walk with your family. Keep track or take pictures of as many patterns you can identify. What do you observe about "Nature's Patterns" in your area? Share your observations / conclusions with your family.</p>	<p>The Art of Clues. . . Create a themed scavenger hunt for a woman that has a special impact in your life. Think of her habits, qualities, preferences, sayings, ect. Use your theme as inspiration to create a scavenger hunt with clever clues. Once you've created your scavenger hunt, invite family members to try and figure it out. You can all celebrate her together. Have fun!</p>	<p>Creativity Corner: Be your own author and create an interesting, creative short story to go with this illustration.</p>  <p>Your short story should be original, school appropriate, and contain all the elements of a short story (setting, characters, conflict (problem the main character must overcome) and a resolution). Remember to use lots of descriptive detail and exciting word choice. Feel free to share your stories with us using office.com or our school email. 😊 (Immersion students do this activity in French)</p>